

Pre-Installation Requirements:

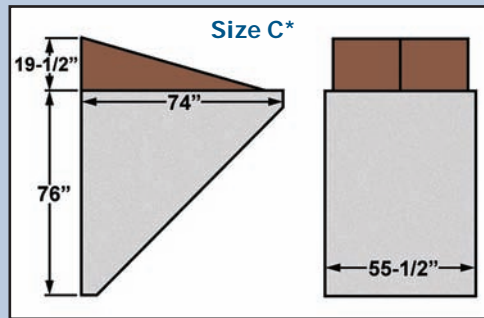
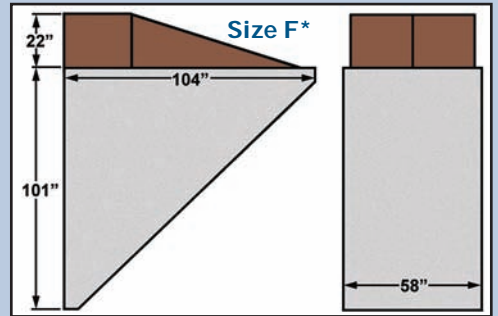
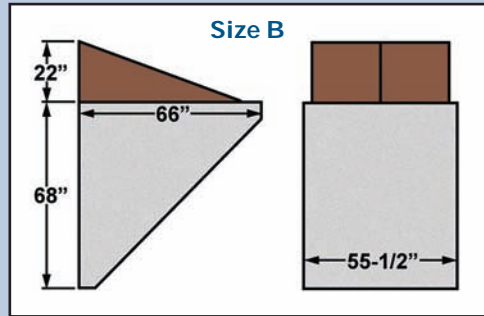
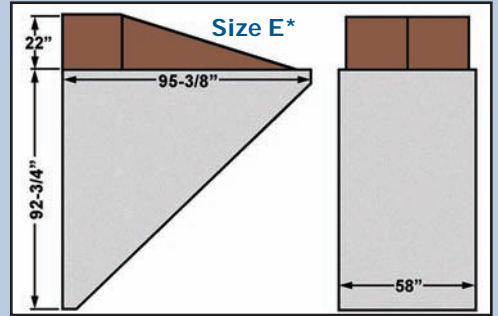
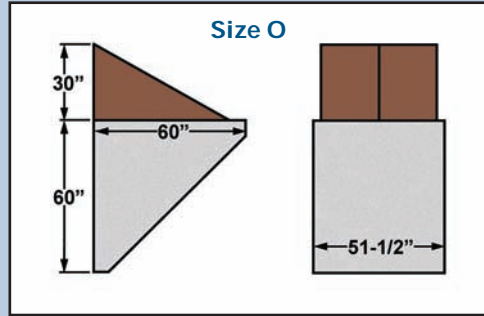
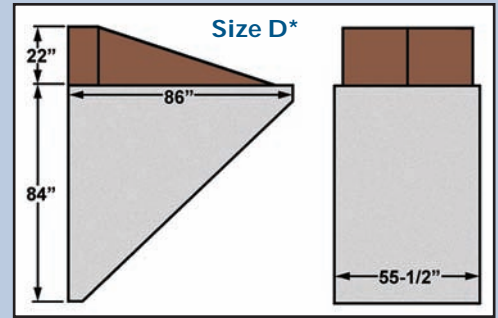
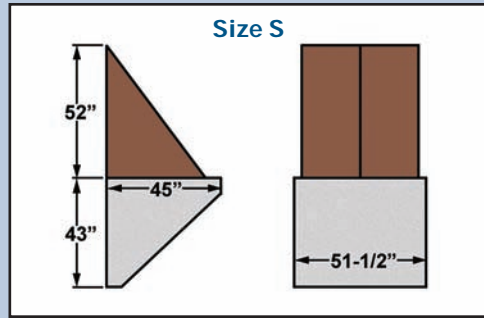
1. Provide truck access to within 10' of the center of the PermEntry unit.
2. Foundation footing and opening should be LEVEL, PLUMB and SQUARE.
3. Width of opening in foundation wall should be 40" maximum for all sizes.
4. Ensure proper soil drainage at base of unit. A footing drain to daylight is recommended.
5. When foundation is backfilled, leave minimum work area for PermEntry installation as shown.
6. Basement floor or equivalent slab should be poured in the concrete wall.
7. Hold foundation tar coating back minimum 12" each side of opening.

How to Measure:

1. Determine the measurement from the finished grade to the foundation footing.
2. Refer to table below to select proper size. Top of casting should be a minimum of 2" above finished grade.
3. Double check your pre-installation requirements and check site to determine that there is proper truck access to and from the PermEntry installation site.

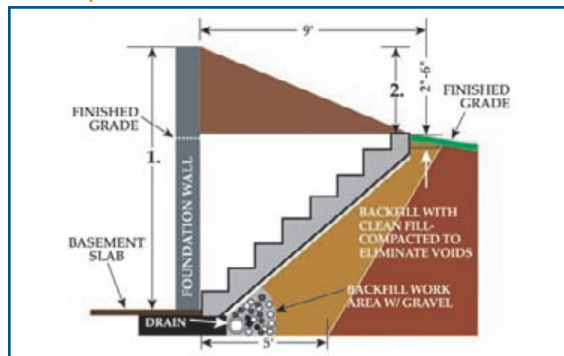
Post-Installation Requirements:

1. Properly backfill and compact excavation with clean, suitable fill and/or stone. NEVER USE CONSTRUCTION DEBRIS and NEVER backfill higher than 2" below top of concrete casting.
2. Final grade should be adjusted to leave 2"-6" of casting above finished grade, immediately slope grade away from the PermEntry unit in all directions.
3. Avoid locating down spouts or sump discharge near the PermEntry unit.
4. An insulated door at bottom of stairs is recommended to reduce heat loss.
5. A finish coat of acrylic latex in white or light color must be applied to all interior and exterior steel surfaces within forty-five (45) days of installation. Note: Bilco does not recommend the use of Rust Oleum products.

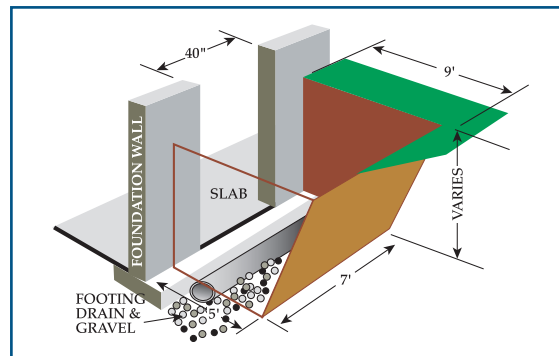


PermEntry Size	Footing to Grade
S	35" - 41"
O	52" - 58"
B	59" - 66"
C*	67" - 74"
D*	75" - 82"
E*	83" - 91"
F*	92" - 99"

Job Requirements



How to Order



* Optional Ultra Series Door available for sizes C, D, E and F only.



An optional basement door keyed lock kit is available for added home security.

Bilco[®]
Imagine...
What Bilco can do for your basements
(800) 854-9724 • www.bilco.com

Licensed Dealer
Carey Precast Concrete

Carey Precast
3436 Township HWY 98
Carey, OH 43316
800-852-3987
www.careyprecast.com